


# HOTEL PRICE INDEX 2025™



# KEY FINDINGS



The 2025 Hotel Price Index™ analyzes global year-on-year average daily rates from bookings on Hotels.com in the most popular international and domestic destinations and delves into pricing trends and differences between star ratings.

## 01. Domestic Hotel Prices Are Falling

Average nightly rates for Canadian hotels dropped by 1% year-over-year to \$205 CAD.

## 02. Luxury Abroad Is a Bargain

International 5-star hotels are, on average, 17% cheaper than those in Canada.

## 03. 4-Star Hotels Offer the Best Value

Upgrading from a 3- to 4-star hotel in Canada costs 41% more, while jumping from a 4- to 5-star hotel costs 85% more.

01.

# PRICE INSIGHTS

In top destinations, Canadian hotel rates fell slightly (-1%), while international rates rose (+2%).

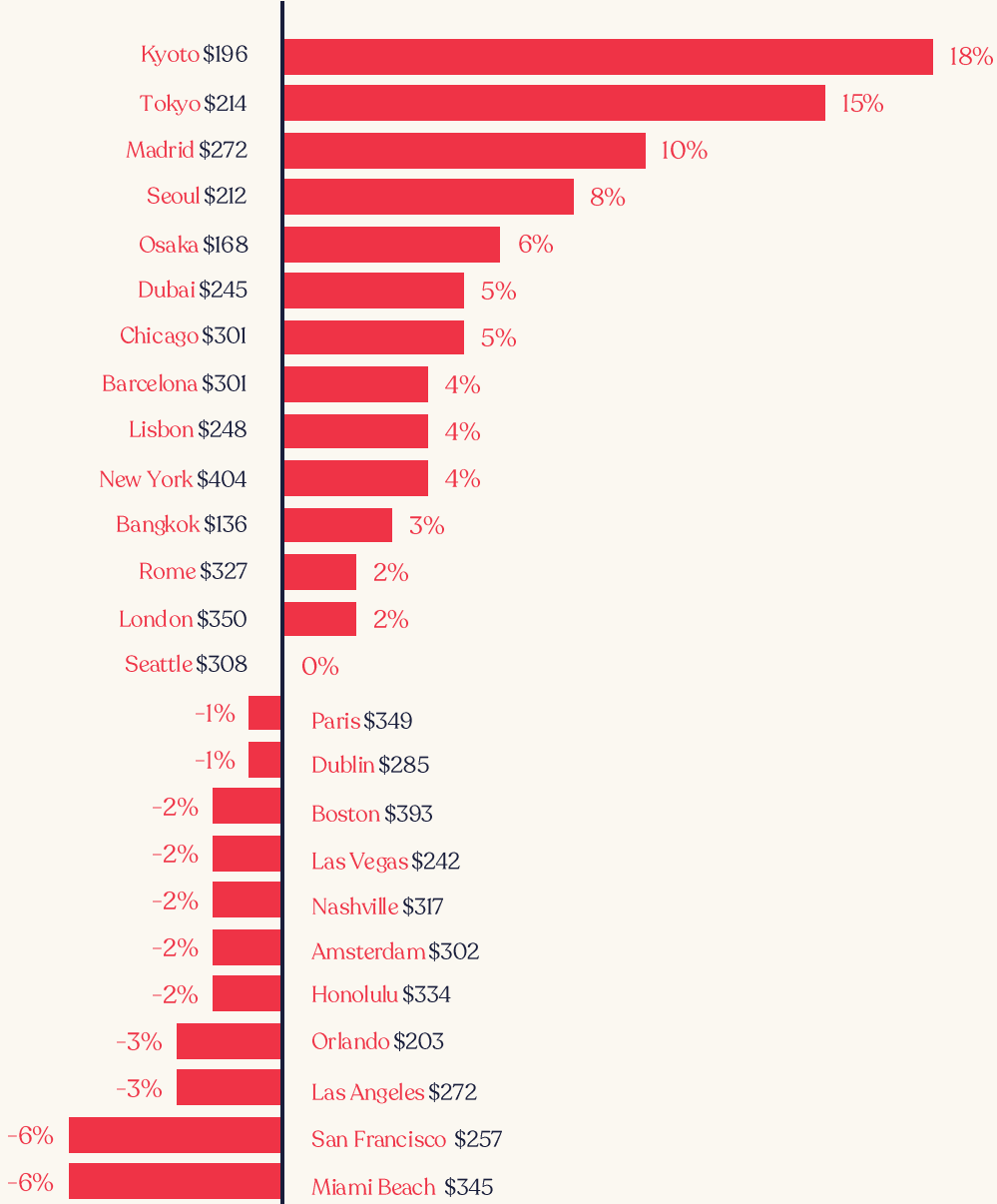


International

# HOTEL PRICING IN TOP DESTINATIONS

Year-over-year comparison

■ % Change YoY | ■ 2024 Price



## Biggest Price Drops YoY

Destination	2024 Price	% Change YoY
Miami Beach	\$345 CAD	-6%
San Francisco	\$257 CAD	-6%
Los Angeles	\$272 CAD	-3%
Orlando	\$203 CAD	-3%
Honolulu	\$334 CAD	-2%

## Best Value Stays

Destination	2024 Price
Bangkok	\$136 CAD
Osaka	\$168 CAD
Kyoto	\$196 CAD
Orlando	\$203 CAD
Seoul	\$212 CAD

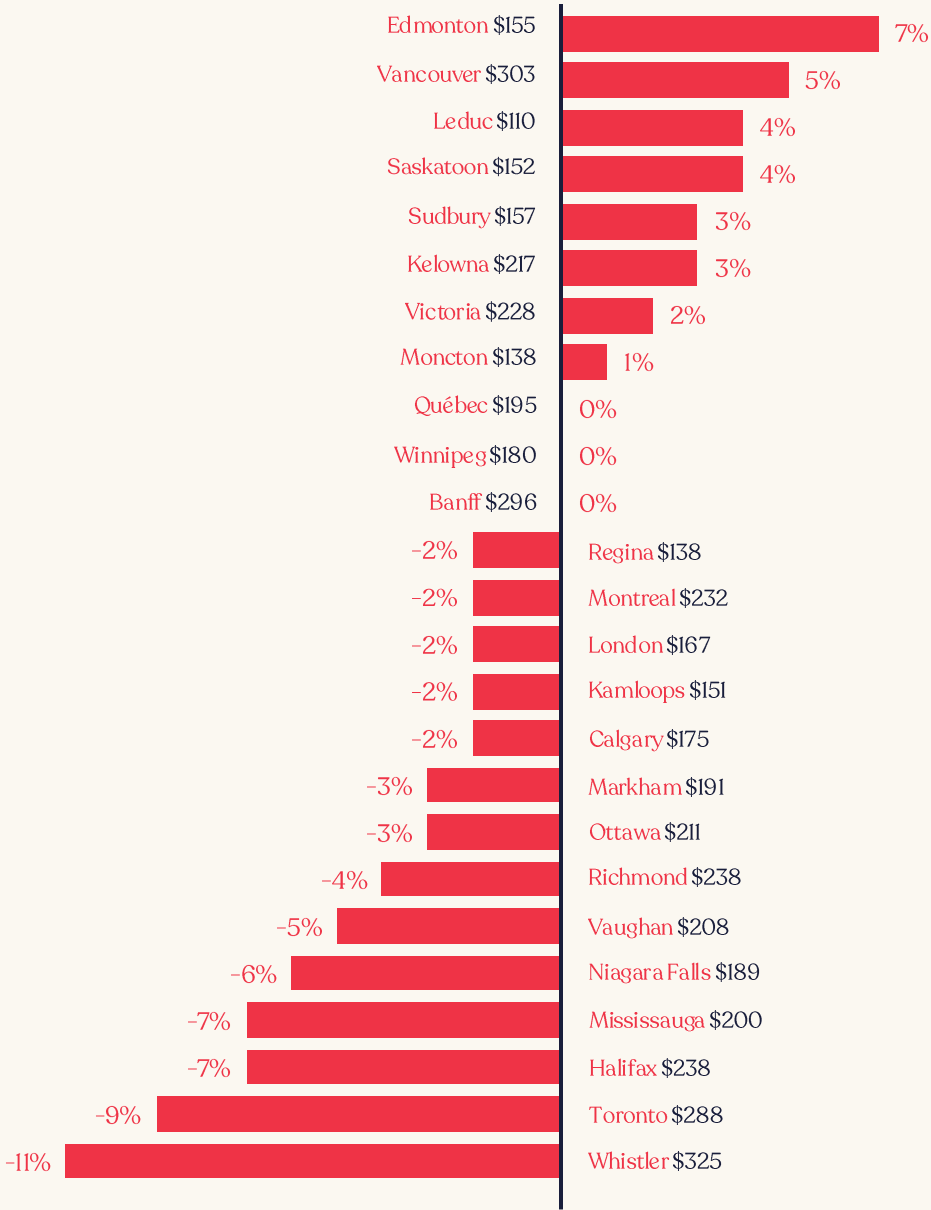
Compares year over year average daily rates from 1/1/2024 to 12/31/2024 compared to 1/1/ 2023 to 12/31/2023

Domestic

# HOTEL PRICING IN TOP DESTINATIONS

Year-over-year comparison

■ % Change YoY | ■ 2024 Price



## Biggest Price Drops YoY

Destination	2024 Price	% Change YoY
Whistler	\$325 CAD	-11%
Toronto	\$288 CAD	-9%
Halifax	\$238 CAD	-7%
Mississauga	\$200 CAD	-7%
Niagara Falls	\$189 CAD	-6%

## Best Value Stays


Destination	2024 Price
Leduc	\$110 CAD
Regina	\$138 CAD
Kamloops	\$151 CAD
Saskatoon	\$152 CAD
Edmonton	\$155 CAD

Compares year over year average daily rates from 1/1/2024 to 12/31/2024 compared to 1/1/ 2023 to 12/31/2023

02.

# POWER

The cost to up-star, how many stars \$250 CAD buys around the world, and where to find the best-value 5-star stays.

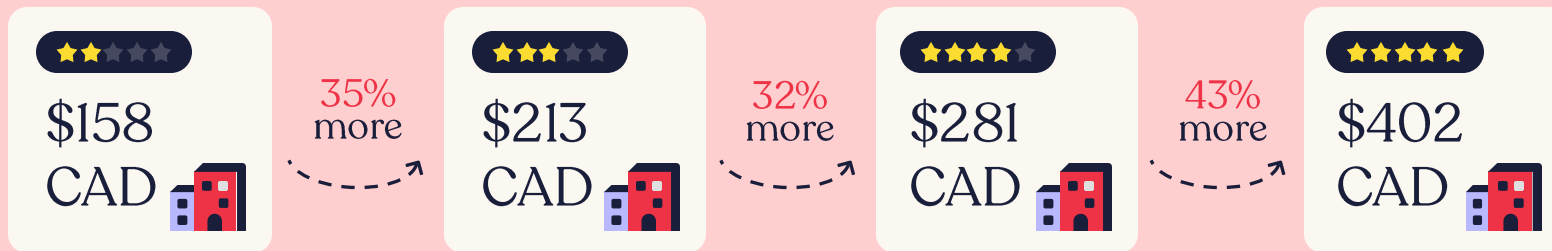


# WHAT'S IN A STAR RATING


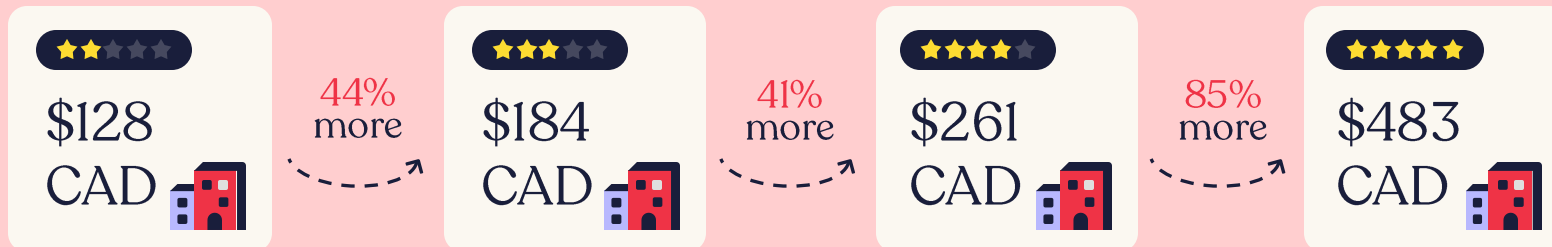
There is no universal star rating system. The criteria for each star rating can vary depending on the organization or region assigning the ratings. Generally the differences are in degree of luxury, comfort, amenities, and service. In some countries, sustainability practices and guest feedback are also factored into star ratings.

The biggest jump in price is from a 4 to a 5-star stay, making 4-stars the best value for travelers that want to up-star.

## International ADR\* by Star Rating



## Domestic ADR\* by Star Rating



International

# MOST POPULAR PLACES TO BOOK A 5-STAR STAY



Average  
\$356

H  
O  
T  
E  
L

Kuala Lumpur \$177

Colombo \$193

Ho Chi Minh City \$231

Bangkok \$232

New Delhi \$235

Guangzhou \$250

Shanghai \$269

Prague \$273

Istanbul \$280

Sydney \$349

Dubai \$354

Kowloon \$365

Hong Kong \$372

Athens \$377

Seoul \$382

Makkah \$394

Lisbon \$410

Singapore \$425

Las Vegas \$449

Barcelona \$524

Tokyo \$552

Punta Cana \$608

London \$633

New York \$807

Paris \$921



Domestic

# MOST POPULAR PLACES TO BOOK A 5-STAR STAY



Average  
**\$493**

H  
O  
T  
E  
L

Brampton \$155

Dildo \$178

St. John's \$205

Rustico \$205

Saguenay \$237

Magog \$238

Sherbrooke \$239

Charlottetown \$252

Niagara-on-the-Lake \$265

West Saint Peters \$304

Halifax \$330

Richmond \$331

Goose River \$390

Ayers Cliff \$432

Ottawa \$450

Montreal \$474

Stratford \$486

Porters Lake \$525

Vancouver \$564

Mont-Tremblant \$634

North Hatley \$656

Whistler \$678

Toronto \$679

North Oyster \$814

Beaverdell \$2,361

International

# AVERAGE DAILY RATE BY STAR RATING

3 Star Average = \$213 CAD

4 Star Average = \$281 CAD

5 Star Average = \$402 CAD

Compares average daily rates of 3, 4, and  
5-star hotels from 1/01/2024 -12/31/2024

3 ★★ ★	
Boston	\$367
New York	\$340
Seattle	\$280
Chicago	\$277
Nashville	\$276
Paris	\$271
Amsterdam	\$262
Barcelona	\$260
Dublin	\$254
Los Angeles	\$253
Rome	\$252
Honolulu	\$241
London	\$230
San Francisco	\$230
Madrid	\$222
Miami Beach	\$210
Lisbon	\$198
Orlando	\$174
Tokyo	\$161
Kyoto	\$154
Las Vegas	\$150
Seoul	\$141
Dubai	\$124
Osaka	\$120
Bangkok	\$58

4 ★★ ★ ★	
New York	\$390
Boston	\$386
Paris	\$374
Nashville	\$371
Honolulu	\$356
London	\$347
Rome	\$344
Amsterdam	\$333
Miami Beach	\$328
Seattle	\$322
Barcelona	\$316
Chicago	\$300
Dublin	\$294
Madrid	\$292
Tokyo	\$284
San Francisco	\$277
Los Angeles	\$271
Lisbon	\$268
Orlando	\$253
Kyoto	\$239
Seoul	\$209
Osaka	\$208
Las Vegas	\$193
Dubai	\$180
Bangkok	\$104

5 ★★ ★ ★ ★	
Orlando	\$1,019
Kyoto	\$1,007
Miami Beach	\$953
Paris	\$921
Boston	\$892
Rome	\$850
New York	\$807
Chicago	\$792
Dublin	\$684
Los Angeles	\$676
London	\$633
Nashville	\$620
Seattle	\$557
San Francisco	\$552
Tokyo	\$552
Honolulu	\$550
Amsterdam	\$537
Madrid	\$477
Las Vegas	\$449
Lisbon	\$410
Seoul	\$382
Osaka	\$364
Dubai	\$355
Bangkok	\$232

Domestic

# AVERAGE DAILY RATE BY STAR RATING

3 Star Average = \$184 CAD

4 Star Average = \$261 CAD

5 Star Average = \$483 CAD

Compares average daily rates of 3, 4, and  
5-star hotels from 1/01/2024 -12/31/2024


3 ★★ ★	
Banff	\$265
Whistler	\$252
Vancouver	\$252
Halifax	\$218
Richmond	\$216
Toronto	\$214
Vaughan	\$209
Victoria	\$207
Kelowna	\$199
Ottawa	\$196
Montreal	\$194
Mississauga	\$190
Niagara Falls	\$183
Sudbury	\$182
Winnipeg	\$178
Markham	\$177
Québec City	\$173
London	\$172
Saskatoon	\$165
Calgary	\$162
Kamloops	\$156
Levis	\$148
Regina	\$148
Edmonton	\$145
Leduc	\$118

4 ★★ ★ ★	
Banff	\$439
Whistler	\$360
Kelowna	\$322
Vancouver	\$310
Toronto	\$296
Victoria	\$284
Montreal	\$266
Niagara Falls	\$256
Richmond	\$253
Ottawa	\$241
Saskatoon	\$241
Winnipeg	\$239
Halifax	\$236
Markham	\$234
Mississauga	\$231
Québec City	\$231
Regina	\$226
London	\$219
Kamloops	\$216
Levis	\$214
Calgary	\$211
Edmonton	\$198

5 ★★ ★ ★ ★	
Toronto	\$680
Whistler	\$679
Vancouver	\$564
Montreal	\$474
Ottawa	\$450
Richmond	\$332
Halifax	\$330

International

# HOW MANY STARS DOES \$350 GET YOU?



3 ★ ★ ★

Amsterdam

Edinburgh

Florence

London

Milan

Paris

Rome

Toronto

4 ★ ★ ★ ★

Barcelona

Dubai

Dublin

Copenhagen

Kyoto

Lisbon

Madrid

Mexico City

Montreal

Osaka

Seoul

Singapore

Tokyo

Vienna

5 ★ ★ ★ ★ ★

Auckland

Bangkok

Bogota

Guadalajara

Hanoi

Ho Chi Minh City

Istanbul

Krakow

Manchester

Melbourne

Mumbai

New Delhi

Panama City


Prague

Shanghai

Taipei

Domestic

# HOW MANY STARS DOES \$300 GET YOU?



3 ★ ★ ★

Calgary

Edmonton

Halifax

Kamloops

Kelowna

Leduc

Levis

London

Markham

Mississauga

Montreal

Niagara Falls

Ottawa

Québec City

Regina

Richmond

4 ★ ★ ★ ★

Calgary

Edmonton

Halifax

Kamloops

Levis

London

Markham

Mississauga

Ottawa

Québec City

Regina

Saskatoon

Winnipeg

5 ★ ★ ★ ★ ★

Brampton

Dildo

St. John's

Rustico

Saguenay



Magog

Sherbrooke

Charlottetown

# 5 STAR STAYS UNDER \$400

Luxury for less



03.

# PERKS DISCOUNTS & REWARDS

Where to score more value with member prices, free perks and extra rewards – all at hotels rated highly by travelers.





# MVP LIST

## (MOST VALUABLE PERKS)

VIP Access perks can total more than \$250 in value – that's more than the average cost of a night at a 4-star hotel. Here are a few that offer some seriously valuable perks:

### One&Only Palmilla Los Cabos **Mexico**



\$175 in credits for the spa and golf course



### The Retreat Collection at 1 Hotel & Homes South Beach **Miami Beach**



\$175 in credits for the spa and golf course



### Equinox Hotel New York



A complimentary spa service for 2 guests



### Jabulani Safari South Africa



Free breakfast



### Jade Mountain Resort, St. Lucia **Caribbean**



Complimentary bottle of wine



### Jumeirah Burj Al Arab **Dubai**



20% off at any of the 9 restaurants on property



### Villa Gallici Hotel and Spa **Marseille, France**



Free full breakfast for 1 per day + 1 free bottle of wine per stay



### Montage Kapalua Bay **Hawaii**



20% off spa services



### Gili Lankanfushi **Maldives**



20% off airport transport + \$100 resort credit + complimentary bottle of wine



### Sandblu **Santorini**







\$100 food & beverage credit





# MOST COMMON PERK MAP

**Plan a trip by perk.** From a spa credit in Puerto Vallarta to a free beverage in Sydney, peruse this map to see which perks you can expect in popular destinations worldwide.


-  Food & Beverage Credit or Discount
-  Spa Credit or Discount
-  Free Beverages
-  Complimentary Bottle of Wine
-  Parking Credit or Discount



04.

# POOLSIDE COCKTAIL BAR-OMETER

You can't put a price on that first-sip-by-the-pool feeling... well, actually, you can. Here's how it breaks down by city.



CANADA

# POOLSIDE COCKTAIL BAR-OMETER

Average price of  
a poolside cocktail

Los Angeles \$21.20

Maui \$21.20

New York \$20.40

Las Vegas \$20.00

Miami \$17.40

Barcelona \$16.50

Toronto \$15.50

Montreal \$14.30


Vancouver \$13.70

Bangkok \$11.00



05.

# TIPPING TIPS



# TIPPING TIPS

Tipping culture varies by country. Here's who to tip and how much is customary around the world.

Tip in local currency, and tip more for exceptional service



Region	Is Tipping a Common Practice?	Avg Tip %	Hospitality Staff to Tip
USA	✓ Yes	15-20%	Housekeeping (\$5/night) Bellhops (\$1-2 per bag) Valet (\$4-5)
Mexico	✓ If service is exceptional	10-15%	Housekeeping Bellhops Concierges
Canada	✓ Yes	15-20%	Housekeeping (\$5/night) Bellhops (\$1-2 per bag) Valet (\$4-5)
Europe	✓ If service is exceptional	A few Euros	Housekeeping Tour Guides Concierge
Central America	✓ Yes	10%	Housekeeping Drivers Tour Guides
South America	✓ Yes	10%	Housekeeping Bellboys (\$2) Drivers (\$3/day) Tour Guides (\$5pp/day)
Japan	✗ No, in fact it can be considered rude or inappropriate	-	-
Korea	✗ No	-	-
Southeast Asia e.g. Thailand, Vietnam, Indonesia, etc.	✓ Yes but mostly in touristy-areas only. The culture is formed by international visitors	Service charge included in the bill	Housekeeping Bellboys (\$1-2 per bag) Tour Guides (5-10%) Driver (5-10%)

# HOTEL PRICE INDEX 2025<sup>TM</sup>



The Hotels.com Hotel Price Index<sup>TM</sup> analyzes average daily rates from bookings on Hotels.com.  
The 2025 Index compares booking data from January 1 – December 31, 2024 to the same dates in 2023.